


# Endostar EP Easy Path

Follow the nature



[www.endostar.eu](http://www.endostar.eu)

endo★star

# Amber HT Technology

Files used for creating a glide-path are a technological challenge. They are the first to penetrate narrow, curved and often calcified canals. They need to be thin and flexible, but also resistant to breaking inside the canal.

Creating a file which would fulfill all these requirements is not easy. This is why Amber HT Technology was designed to improve the qualities of the NiTi alloy and create a safe glide-path file.

## Fatigue test (mean time until file fracture)

Endostar EP Easy Path (Amber) at 20°C	251,3 s
Endostar EP Easy Path (without heat treatment) at 20°C	107,3 s
Endostar EP Easy Path (Amber) at 35°C	175,7 s
Endostar EP Easy Path (without heat treatment) at 35°C	90,7 s

Tests were conducted in 20°C and 35°C.  
Research conducted by Poldent.

..... Temperature increases ..... 

## MARTENSITE

- > Extreme flexibility.
- > Initial bending according to canal curvature.
- > Increased resistance to fracture.

*AZURE HT Technology*

*AMBER HT Technology*

## AUSTENITE

- > Elasticity.
- > High cutting efficiency.
- > Resistance to fracture.

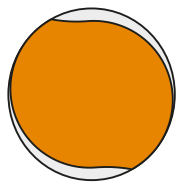
**Endostar EP Easy Path**  
Files designed to create a glide path.

**Endostar E3 Azure**  
Files created for root canal shaping.

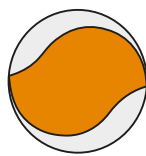
# Safety provided by core design

A massive file core which is S-shaped on cross section guarantees safe passage even in strongly calcified canals.

The combination of the newest advances in metallurgy together with the file's design provide maximum safety.



Modified Endostar EP Easy Path file cross section,  
large instrument core.




Standard S file cross section.



## Exceptional taper and ISO size

A specially designed variable decreasing taper facilitates a seamless path down the root canal, thanks to decreased resistance in the coronal part of the canal. At the same time a minimal amount of dentine is removed around the canal orifices.



Exceptional, variable, decreasing taper of the Endostar EP Easy Path

The use of size ISO 14 at the tip is a compromise between arriving at the apex easily and the ability to safely continue shaping the canal with a larger rotary instrument.

# Increased working efficiency

The Endostar EP Easy Path mechanical file is designed to safely and quickly create a glide path for other shaping instruments. It can be used with most endodontic handpieces. The instrument can be precurved so that it can reach hard to access canals and bypass ledges. It easily follows even the most extremely curved canals.

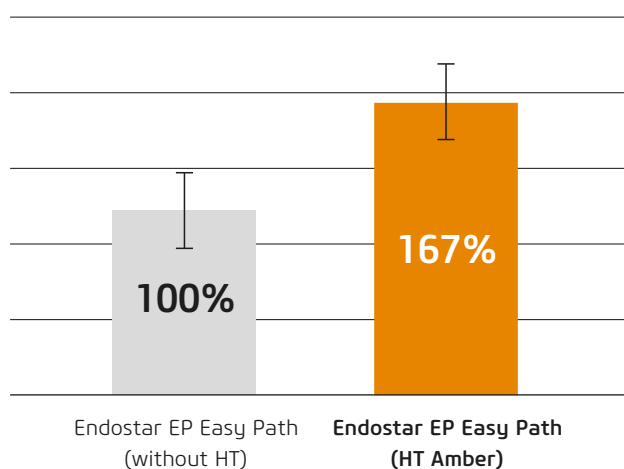
We never offered such a flexible and reliable file for creating a glide path. The Endostar EP Easy Path easily reaches the apex while creating an ideal path for further instrumentation.



X-ray of the Endostar EP Easy Path file inside the canal.  
Provided by Dr Slawomir Gabrys, DDS PhD.

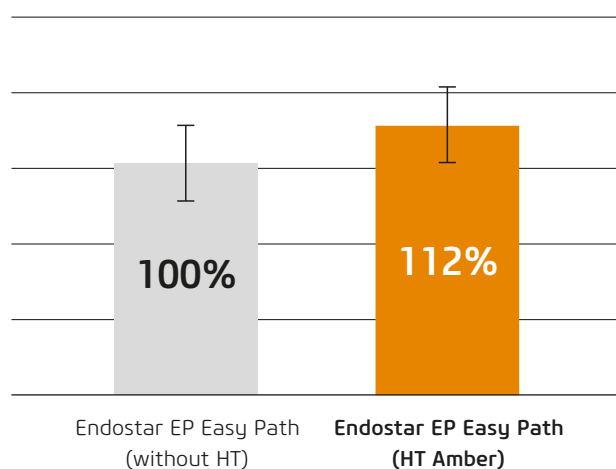
## Flexibility

Increased flexibility thanks to Amber HT Technology\*



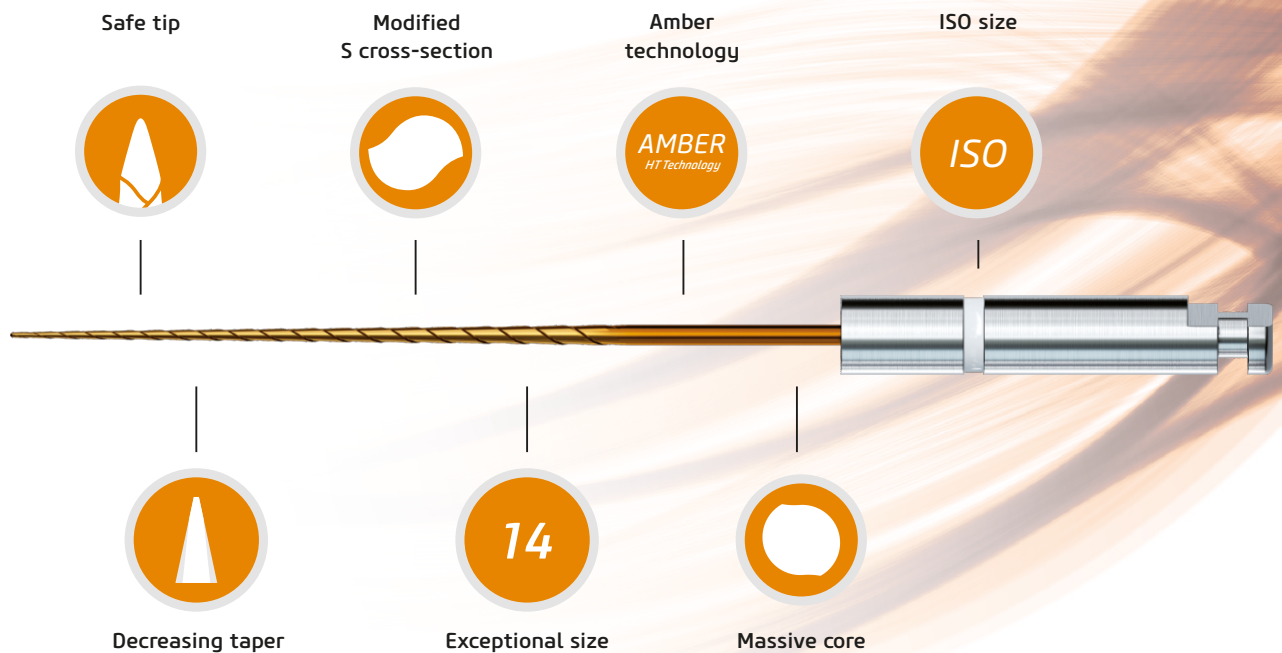
## Resistance to fracture

Increased resistance to twisting forces compared to standard rotary instruments.



\* Internal studies performed according to ISO standards.

# Endostar EP Easy Path



## Endostar E3 Azure Endostar Provider

### Endostar E3 Azure

The recommended root canal preparation system.

### Endostar Provider

Compact, wireless endodontic handpiece providing two types of movement: rotation and OTR.



Video about OTR



OTR motion  
patented by Morita



# Product ordering information



AMBER HT Technology



## Endostar EP Easy Path

EPAM041421BL3	Endostar EP Easy Path, 14/04, 21 mm, 3 pcs
EPAM041421BL6	Endostar EP Easy Path, 14/04, 21 mm, 6 pcs
EPAM041425BL3	Endostar EP Easy Path, 14/04, 25 mm, 3 pcs
EPAM041425BL6	Endostar EP Easy Path, 14/04, 25 mm, 6 pcs

## Recommended speed and torque settings

The recommended torque is 1 Ncm (up to 1.5 Ncm for experienced users). The recommended speed is 300 rpm (up to 500 rpm for experienced users). If your handpiece/ endodontic motor offers only torque setting by levels preset by the manufacturer, be sure to choose a level that will not exceed recommended values.

Ver. 3, October 2024

Poldent Co. Ltd.  
Dzika 2 Street  
00-194 Warsaw, Poland  
Phone: +48 22 351 7 650  
E-mail: endostar@endostar.eu  
www.endostar.eu

endo★star