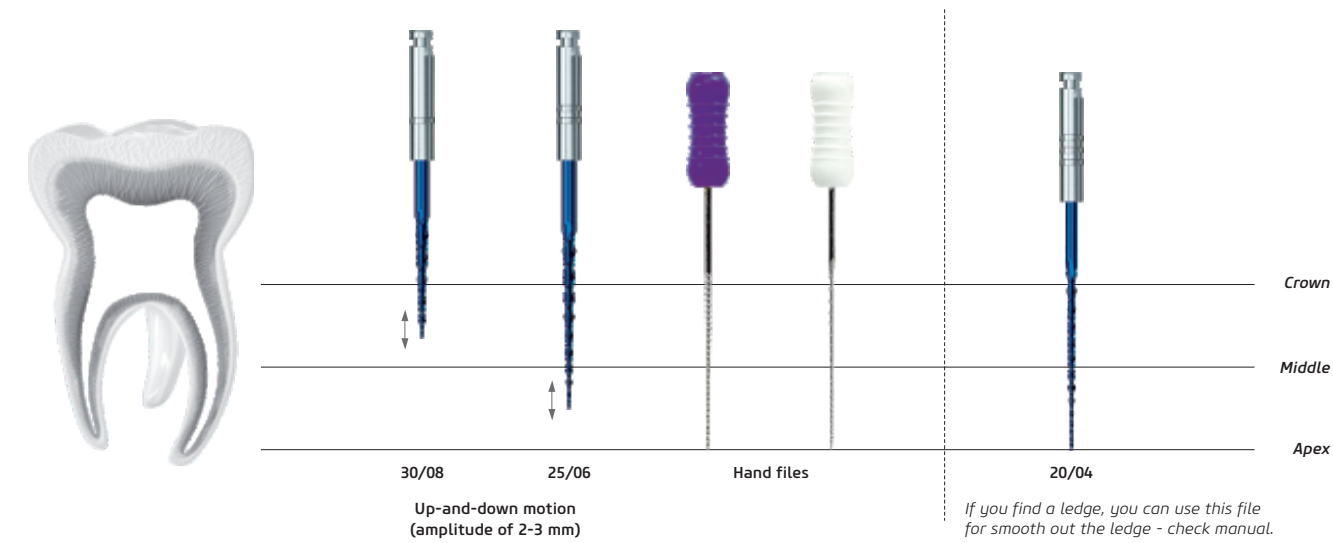


## Step By Step.



## REviews.



### Dr Piotr Wujec, PhD, Poland

Endostar REvision system consists of modern, heat-treated NiTi alloy. Its properties are better than classic NiTi alloy because heat-treated files are more flexible and resistant. The flexibility of these files allows the operator to respect the original root canal anatomy, especially when canals are curved. The risk of creating a ledge on the external curvature of the canal is lower according to this flexibility. Also, increased fracture resistance is the desired trait, especially when the file is digging in old, well-condensed obturation material. The smallest file in the set - with three stripes and size 04/20 is great even in extreme curved and narrow canals. I strongly recommend Endostar REvision rotary system during retreatment procedures of root canals.



### Dr Charu Makhija, India

I was using regular files in Azure HT technology for removing old fillings from root canals but I had to use slightly bigger apical files to do so since they felt more sturdy but after Endostar REvision, it was a game changer. Even with the thinnest 20/04 it felt sturdy enough to remove the gutta-percha but yet flexible enough to go in narrower and curved canals!

## Product ordering information.



Check our systems:

E3 Azure

EP



### Endostar REvision

REV21BL	Set: 30/08, 25/06, 20/04, 21 mm, 3 pcs
REV25BL	Set: 30/08, 25/06, 20/04, 25 mm, 3 pcs
REV083018BL	30/08, 18 mm, 6 pcs
REV062521BL	25/06, 21 mm, 6 pcs
REV062525BL	25/06, 25 mm, 6 pcs
REV042021BL	20/04, 21 mm, 6 pcs
REV042025BL	20/04, 25 mm, 6 pcs

### Recommended speed and torque settings

System File	Standard torque (Ncm)
30/08	2.0
25/06	2.0
20/04	2.0

Files should be used at motor speed of 300 rpm. The torque settings indicated in the table are only suggestions and may vary according to each user preferences and endodontic motor capabilities. If precise torque settings cannot be set, and only manufacturer-specific torque levels are available, be sure to select one that does not exceed the recommended limit.

Ver. 1, December 2023


Poldent Co. Ltd.  
Dzika 2 Street  
00-194 Warsaw, Poland  
Phone: +48 22 351 7 650  
E-mail: endostar@endostar.eu  
www.endostar.eu



endo★star

## Endostar REvision Successful retreatment

EN



www.endostar.eu

endo★star

## Retreatment with REvision.

Endostar REvision is a rotary system for efficient removal of old root canal fillings during a revision endodontic procedure with the crown down technique. All instruments are manufactured from the highest quality nickel-titanium alloy, additionally subjected to a special heat treatment called AZURE HT Technology by Poldent.

*AZURE HT Technology*

Endostar REvision files in HT technology:

- > extremely flexible,
- > safe due to fracture resistance,
- > at the same time strong and very effective in re-endo retreatments.

## Smart choice. The right product for re-endo.

1.

### Only 3 instruments.

A clear ready-to-use sequence of appropriately-sized files where size and taper for re-endo are concerned. There is no need to wonder which file to use. The easy-to-read taper values (number of stripes on the handle) significantly improve identification and performance. A set specifically designed for re-endo.

2.

### An easy step-by-step sequence.


The sequence has been established in such way that the doctor can deal with various cases of repeated treatment without the necessity of having an extensive range of instruments in the dental office.

3.

### User-friendly.

A universal system that does not require you to change your preferences or habits. It works in three different movements (rotary motion, reciprocal right cutting motion, complex motion (OTR) and is compatible with the majority of endodontic handpieces.

## Special design, power and strength.



The system consists of 3 files marked with stripes on the handle

### Flexibility.

The files are extremely flexible and resistant to torsion, thanks to the modern nickel-titanium alloy heat treatment technology (Azure HT Technology) and advanced core design. Certainty of performing the re-endo in almost every canal.

### Anatomy.

Work in accordance with the nature and anatomy of the canal - the file has a non-cutting tip, so it follows the path of the canal, prevents perforations and reduces changes in the natural geometry of the canal.

### Shape.

The modified "S" cross-section gives it its excellent cutting ability, even in the most demanding re-endo treatments.

### Neutral rake angle.

The neutral rake angle allows the file to maintain a high cutting capacity, while at the same time saving the

doctor from having to perform overly aggressive movements in the canal.

### Pitch.

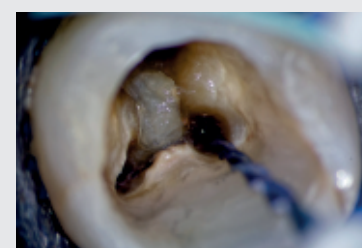
The variable pitch between the adjacent cutting edges "S" cross-section allows for better outward transport of material, a reduced screw-in effect, and increased flexibility.

### Design.

The core design makes removing debris easier and reduces the instrument's tendency to get stuck in the canals.

### Constant taper.

A constant taper (04 - three strips, 06 - two strips, 08 - one strip) along the entire length of the instrument core allows doctors to work according to the anatomy and the nature of the canal, shaping it to the chosen size.



Retreatment case of tooth number 36 with the use of Endostar REvision files. By dr Sławomir Gabryś, DDS PhD.

## Two ways to re-endo.



**REvision**  
Endo Rotary System



**RE**  
RE-ENDO ROTARY SYSTEM

Recommended in re-endo procedures in straight, narrow and curved canals.

- Instruments are used for the mechanical removal of all canal-filling materials that have a consistency similar to gutta-percha or Endomethazone N sealer.

- Nickel-titanium files made with heat treatment technology - AZURE HT Technology.
- More flexible and resistant than standard files in NiTi alloy.
- Thanks to heat treatment, they do not exhibit elasticity at room temperature, which allows them to be bent and bypass a ledge.

- 3 files.
- 3 x S-shape.
- Size/Taper: 30/08; 25/06; 20/04.
- Working technique: Crown Down.

Recommended motions:

- Rotary motions,
- Reciprocal right cutting motion,
- Complex motion (OTR).

Recommended in re-endo procedures in straight or slightly curved canals.

- Instruments are used for the mechanical removal of all canal-filling materials that have a consistency similar to gutta-percha or Endomethazone N sealer.

- Conventional NiTi alloy files.
- More stiff.

- 4 files.
- 2 x K-shape, 2 x S-shape.
- Size/Taper: 30/12; 30/08; 30/06; 30/04.
- Working technique: Crown Down.

Recommended motion:

- Rotary motion.

\* For more information on the Endostar RE Endo Rotary System, visit [www.endostar.eu](http://www.endostar.eu).

### Why we designed REvision files "softer" than endostar RE?

Sometimes, in the root canal which has to be treated there is a ledge created by the previous treatment. Thanks to the properties of the Endostar REvision files, it is possible in many cases to slide over a created ledge. REvision files may be bended, they are enough slim to slide in narrow and curved root canals to perform a retreatment.